

# TECHNICAL REPORT

[Blue]

DATE. Apr. 23, 1982

NO. C-704

MODEL: PC, CE, Printer, CS

## PARTS CHANGES (VOL.23)

Industrial Instruments Group  
Reliability & Quality Control Department.

| No. | Model                   | Area          | Current       |            | New           |          |            | Time of change (from |             | Prd. of)   | Parts supply |
|-----|-------------------------|---------------|---------------|------------|---------------|----------|------------|----------------------|-------------|------------|--------------|
|     |                         |               | Parts code    | Price rank | Parts code    | New mark | Price rank | Interchangeability   | Description |            |              |
| 1   | PC-1500                 | All countries | -             | -          | PZETL1448CCZZ | N        | AA         | Sheet                | -           | Feb.       | C            |
| 2   | Printer DPG1301 (CE150) | All countries | 00PDG013///// | AK         | 00PDG013-02// | N        | AK         | Bobbin gear unit     | 5           | Mid-Jan. * | B            |
| 3   |                         |               | 00PDG053///// | BB         | 00PDG053-02// | N        | BB         | Frame unit           |             |            |              |

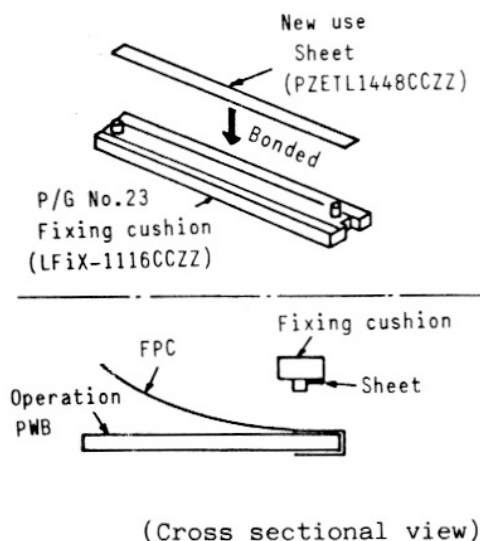
\* Printer lot No. indication: Current: XXXXX0 New: XXXXX1  
The last figure in the lot No. may change according to a subsequent change (i.e. 2, 3, .. etc.).

- 1: Interchangeable.
- 2: Current type replaceable with new type.  
New type not replaceable with current type.
- 3: Current type not replaceable with new type.  
New type replaceable with current type.
- 4: Not interchangeable.
- 5: Interchangeable if replaced with same types of related parts in use.
- 6: Others.(Refer to the textual explanation.)

- A: After the stock of the current parts runs out, we will supply the new parts.
- B: Both parts, current and new, will be in supply.
- C: New parts will be in immediate supply.
- D: Both parts, current and new will be in supply. However, only the new parts will be in supply after the stock of the current parts runs out.
- E: Current parts is in supply.

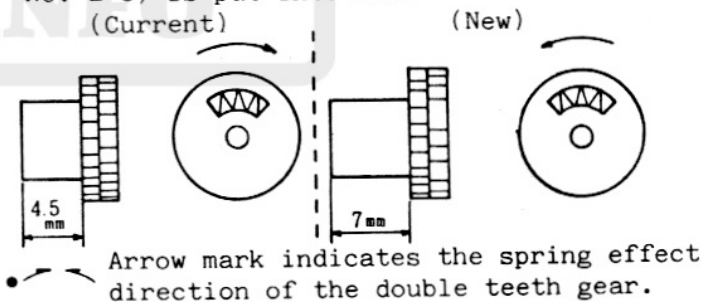
(Changes)

### 1. Use of sheet



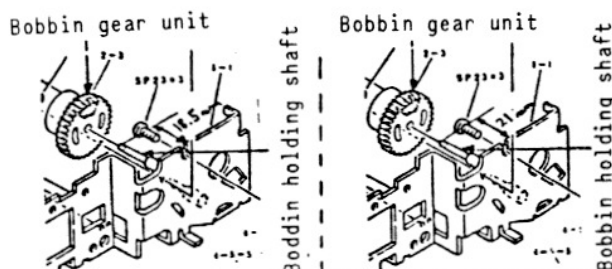
### 2. Change in bobbin gear unit

A new type of the bobbin gear unit (P/G No. 2-3) is put into use.



### 3. Structural change in the frame unit

According to the change in the length of the bobbin gear unit, the length of the bobbin holding shaft of the frame unit (P/G No.1-1) is also changed.



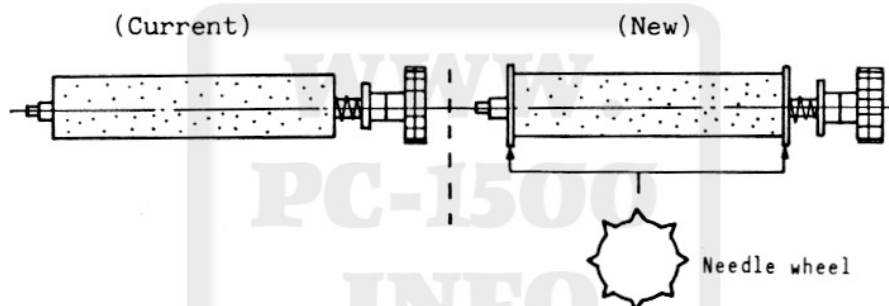
| No. | Model                   | Area          | Current       |            | New           |          |            | Time of change (from |             | prd. of)   | Parts supply |
|-----|-------------------------|---------------|---------------|------------|---------------|----------|------------|----------------------|-------------|------------|--------------|
|     |                         |               | Parts code    | Price rank | Parts code    | New mark | Price rank | Interchangeability   | Description |            |              |
| 4   | Printer DPG1301 (CE150) | All countries | 00PDG009///// | AS         | 00PDG009-02// | N        | AS         | Rubber roller unit   | 3           | Mid-Jan. * | D            |
| 5   | Printer M-360E )        | All countries | -             | -          | VCQYKU1HM104K |          | AB         | Capacitor 0.1μF      | -           | Jul. 1981  | C            |
| 6   | M-370 Series **         |               | -             | -          | VCQYKU1HM103K |          | AB         | Capacitor 0.01μF     | -           |            | C            |

\* Printer lot No. Current XXXXX0, XXXXX1 New XXXXX2 \*\* See the following table for the detail of printer names.

(Changes)

#### 4. Change in the rubber roller unit

Needle wheel is newly adopted at the both edges of the rubber roller unit (P/G No.3-3) to decrease end play towards the Y-axis.



#### \* Service caution

Please treat with the adjustment described in T/R No. C-701 "CE-150 Printer eliminating paper feed failure during the print out of the smallest character" to use the new type of the rubber roller unit with needle wheels, instead of the current type rubber roller unit without needle wheels.

| No. | Model   | Area          | Current       |            | New           |          |            | Time of change (from               |   | prd. of) | Parts supply |
|-----|---------|---------------|---------------|------------|---------------|----------|------------|------------------------------------|---|----------|--------------|
|     |         |               | Parts code    | Price rank | Parts code    | New mark | Price rank | Interchangeability                 |   |          |              |
|     |         |               |               |            |               |          |            | Description                        |   |          |              |
| 5   | PC-1500 | All countries | VHiEHM718L70N | AT         | VHiMA1066//-1 | N        | AT         | IC (Power regurator)               | 1 | Feb.     | D            |
| 6   | CE-150  | All countries | LX-BZ1116CCZZ | AA         | LX-BZ1116CCN1 | N        | AA         | Angle se-curing screw              | 1 | Mid-Jan. | A            |
| 7   |         |               | PSLDC1324CCZZ | AC         | PSLDC1344CCZZ | N        | AD         | 60-Pin Con-<br>nector shield plate | 3 | Feb.     | D            |
| 8   |         |               | -             | -          | PCOVM1026CCZZ | N        | AE         | Connector cover                    | - | *        | C            |

\* From the first production lot.

#### (Changes)

#### 5. Change in the power regurator IC manufacturer

| (Current)   | (New)  |
|-------------|--------|
| EHM-S718L70 | MA1066 |

#### 6. Color change in the angle securing screw

Change is made in the color of the angle securing screw.

(Parts List / Parts Guide No. 44)

| (Current) | (New)  |
|-----------|--------|
| Black     | Yellow |

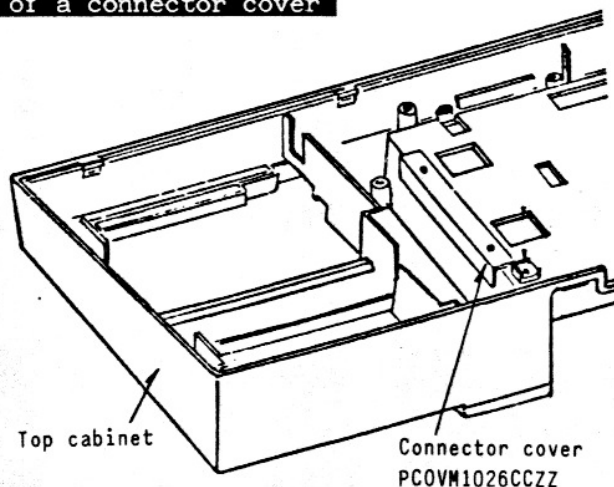
#### 7. Structural change in the 60-pin connector shield plate

In order to attain more resistance against static electricity, change is made in the structure of the connector shield plate.

| (Current) | (New) |
|-----------|-------|
|-----------|-------|



#### 8. Adoption of a connector cover

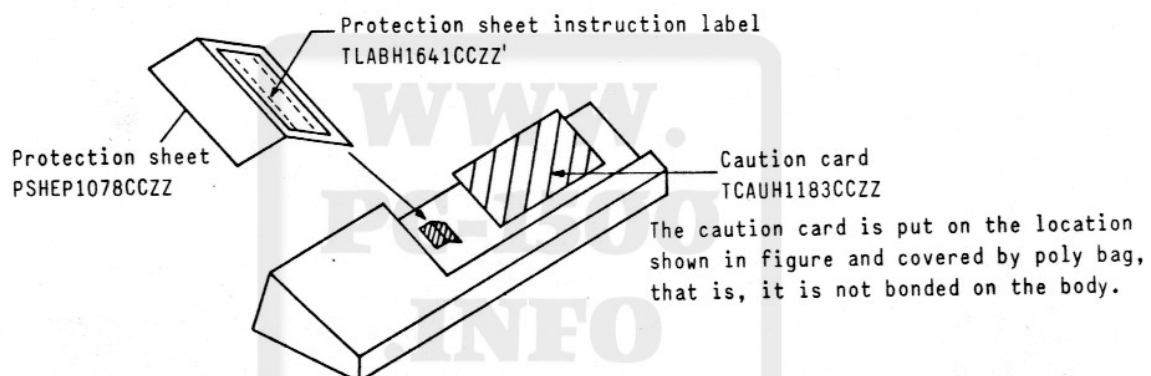


| No. | Model  | Area          | Current    |            | New           |          |            | Time of change (from |                                    | prd. of) | Parts supply |
|-----|--------|---------------|------------|------------|---------------|----------|------------|----------------------|------------------------------------|----------|--------------|
|     |        |               | Parts code | Price rank | Parts code    | New mark | Price rank | Interchangeability   | Description                        |          |              |
| 9   | CE-150 | All countries | -          | -          | PSHEP1078CCZZ | N        | AA         | -                    | Protection sheet                   | -        | C            |
| 10  |        |               | -          | -          | TLABH1641CCZZ | N        | AB         | -                    | Protection sheet instruction label | -        | C            |
| 11  |        |               | -          | -          | TCAUH1183CCZZ | N        | AA         | -                    | Caution card                       | -        | C            |
| 12  | CE-151 | All countries | -          | -          | TCAUH1185CCZZ | N        | AB         | -                    | Instruction card                   | -        | C            |

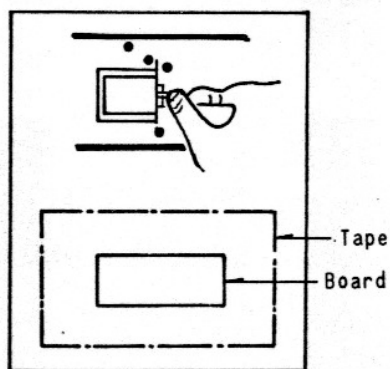
\* From the first production lot.

(Changes)

#### 9 thru 11 Adoption of protection sheet and caution card



#### 12. Use of instruction card



Instruction card  
TCAUH1185CCZZ